
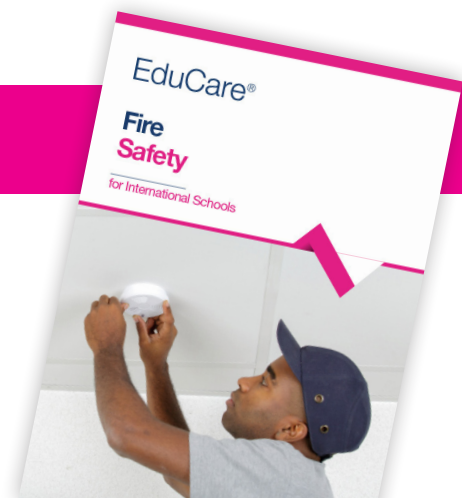


## Fire Safety in Education

In terms of property, annual fire losses in educational premises are extremely high. Communities can suffer the devastating loss of a school or other education setting. The purpose of this course is to equip anyone who works in a school, college or other educational setting with practical day-to-day knowledge of fire safety.



### Course details

- Level 2 course (as graded against the nationally accepted levels)
- Four modules with four multiple-choice questionnaires
- Four CPD credits\*
- Optional narration of the course modules and questionnaires for accessibility
- Personalised downloadable certificate
- 70% pass mark
- Printable modules for future reference

\*1 CPD credit equals up to 1 hour of learning

### Course content

#### Module 1 The Nature of Fire

- The importance of fire safety training and good practice to ensure your organisation's fire safety policy is adhered to.
- Understanding the three fire triangle elements including ways to reduce and manage the risks each element poses.
- Understanding how a fire is maintained and the four main ways fires can spread.

#### Module 2 Fire Risks

- The three ways fires can start and the main causes of fire in the workplace.
- The processes that must be in place to reduce the risk of a fire.



## Continued Fire Risks

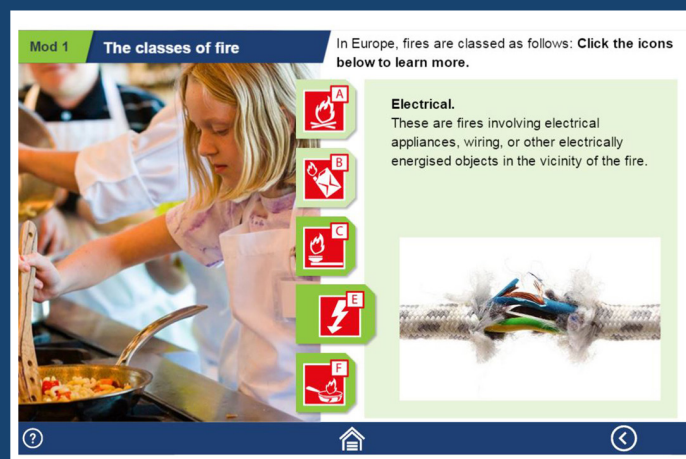
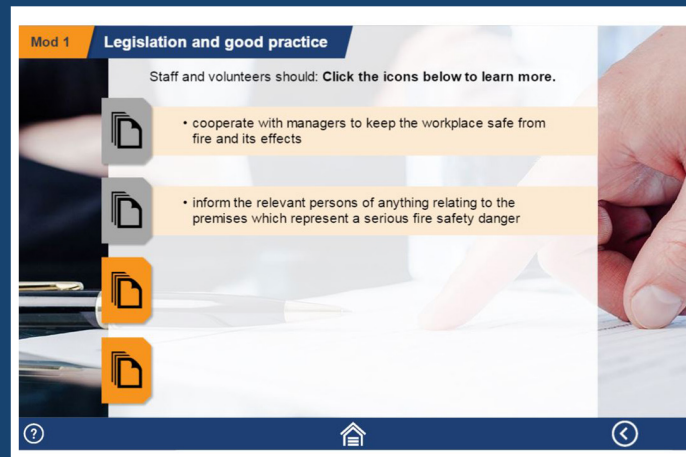
- What you as an individual can do to help prevent the risk of fire in your organisation.
- The valuable measures for day-to-day fire hazard reduction and safe use of materials, including housekeeping, proper waste disposal and proper storage procedures.
- Safety signage and their meanings with examples of each type.

## Module 3 Using Fire Extinguishers

- The important safety points to remember before tackling a small fire in the workplace including raising the alarm and assessing the fire and the dangers it may pose.
- The different types of fire extinguishers, how they work and what fires they are suited to.
- How to use a fire extinguisher including video demonstrations and detailed descriptions on how to use them safely.

## Module 4 In the Event of a Major Fire

- The procedures outlined in your organisation's fire emergency plan including raising the alarm, fire evacuation and the fire action notice.
- Understanding the procedures for raising the alarm, where to find and how to operate the fire alarm call point.
- Understanding your role (for example, fire warden/ fire marshal) in the evacuation process if you have been assigned one.
- What to do when evacuating the premises in the event of a fire.
- Calling the fire and rescue service and what information you will need to provide to ensure full clarification of the situation regarding the fire.



**This course is suitable for**

Anyone who works in a school, college or other educational setting.

**Mod 2 Signage**

Click the icons below to learn more

Signs are placed where necessary, whenever there is a risk that cannot be controlled by other means. Make a conscious effort to notice the signage in your workplace and also in places you visit every day; take a moment to consider the risk of ignoring them.

If you note any signs missing, damaged or obscured from view, report this through your own organisation's procedures.

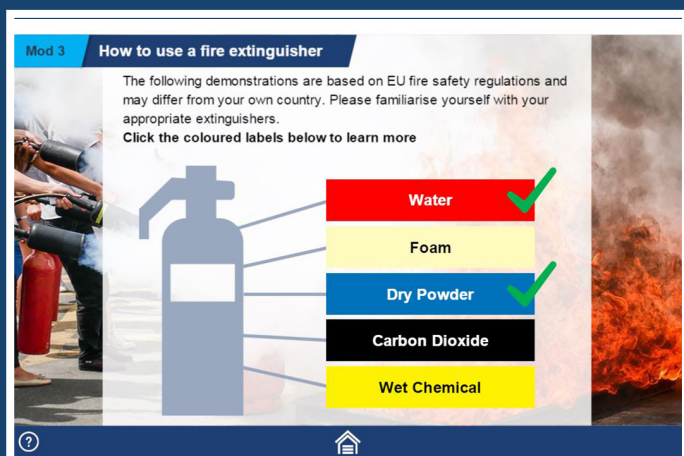
Signage can differ depending on your country, so please familiarise yourself with your local signs for your own safety.



**Mod 3 How to use a fire extinguisher**

The following demonstrations are based on EU fire safety regulations and may differ from your own country. Please familiarise yourself with your appropriate extinguishers.

Click the coloured labels below to learn more



**Mod 4 What to do when contacting the fire and rescue service**

Drag the icons at the top to the matching shapes below to see more.

Wait until you are put through, **speak clearly**, and provide the following information:

- the telephone number you are using
- the address
- a nearby landmark

any vital information; for example, where the fire is located, what may have caused it, whether people are trapped on the premises, or if the fire is spreading to other buildings.



## Key features

- Visually engaging and highly interactive.
- Video demonstrations on how to use fire extinguishers.
- Answer explanations for those who achieve the pass mark.
- Additional resources to expand learning including printable 'Using the fire extinguisher – P.A.S.S' document.

## Purchase options

1. Available as a standalone course on the EduCare website.
2. Buy as part of one of our multi-course licences. For further information, please call 01926 436212 to discuss purchase options and licences.



## Why choose us?



“EduCare provides a clear and simple mechanism to train staff in a variety of crucial and mandatory areas. Staff numbers continue to grow and time to deliver training face-to-face is becoming ever scarcer due to increased legislation.”

Phil Wise  
Reading Blue Coat School

www.educare.co.uk  
01926 436 211  
online@educare.co.uk

**CPD  
CERTIFIED**  
The CPD Certification  
Service

